

MetroLink Task Force Incident Report

Quarter 3
(Jul – Sep 2021)

MetroLink Task Force Summary

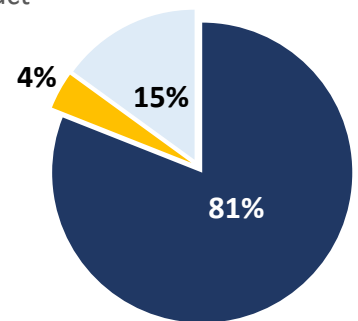
Task Force Incidents		
	2020	2021
Quarter 1	206	139
Quarter 2	68	143
Quarter 3	128	153
Quarter 4	103	

- COVID-19 reached the Bi-State region mid/late March 2020. MetroLink ridership decreased during Q2 & Q3 as many schools/businesses closed or operated remotely.
- Police limited exposure to the virus by reducing patrols and focusing on dispatched calls for service. The decrease in ridership and the reduction of pro-active policing resulted in fewer incident reports for Q3 2020.

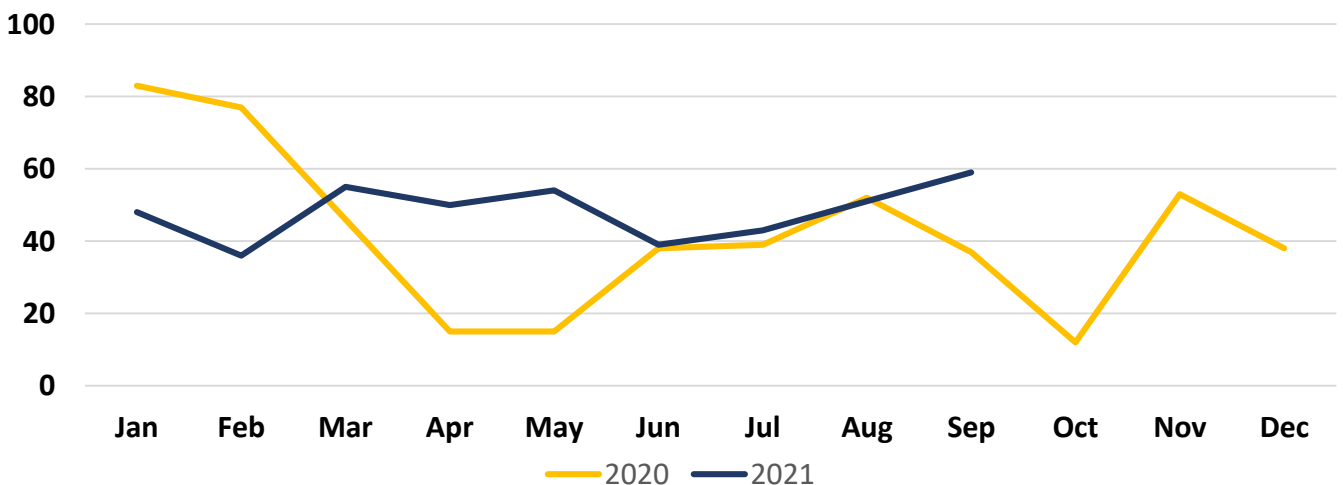
- MetroLink boardings increased 15%
- Incidents per MetroLink boarding is .00009
 - 9 incidents per 100,000 boardings
- 65% of incident reports were the result of self-initiation/proactive policing
- Weapon violations account for 20% of the violent offense types. Likely the result of pro-active initiatives targeting known 'hot-spots.'
- The majority of standard of conduct offenses are drug, trespassing, and ordinance violations.

Offense Types

- Standard of Conduct
- Property Crime
- Violent Crime



MetroLink Task Force Incidents



St. Louis County Police Department

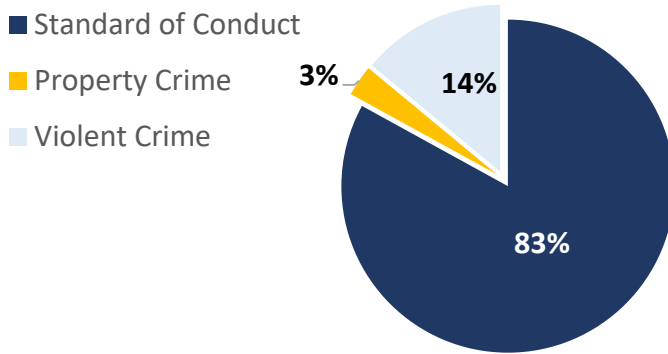


St. Louis County Incidents		
	2020	2021
Quarter 1	111	84
Quarter 2	18	91
Quarter 3	76	92
Quarter 4	63	

Incidents by Station

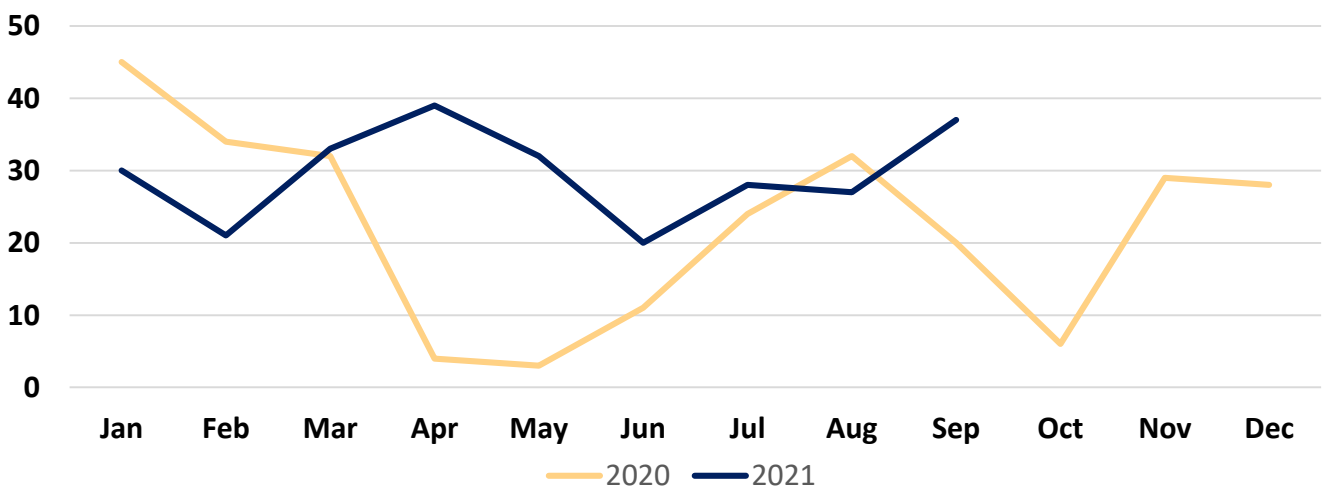
MetroLink Station	2020	2021
Shrewsbury	1	
Sunnen		3
Maplewood		1
Brentwood	2	2
Richmond Heights		2
Clayton	2	4
Forsyth		2
U-City/Big Bend	1	
Skinker		
Forest Park		2
Lambert Main	2	1
Lambert East		
North Hanley	57	58
UMSL North	1	
UMSL South	1	3
Rock Road	7	8
Wellston	2	3
Delmar Loop		3
Total	76	92

Offense Types



- St. Louis County MetroLink boardings increased 11%
- Incident per MetroLink boarding is .00016
 - 16 incidents per 100,000 MetroLink Boardings

St. Louis County Incidents



St. Louis Metropolitan Police Department

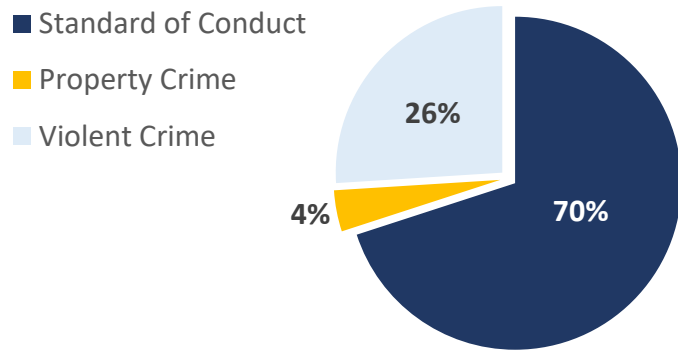


St. Louis City Incidents		
	2020	2021
Quarter 1	36	21
Quarter 2	22	10
Quarter 3	15	20
Quarter 4	19	

Incidents by Station

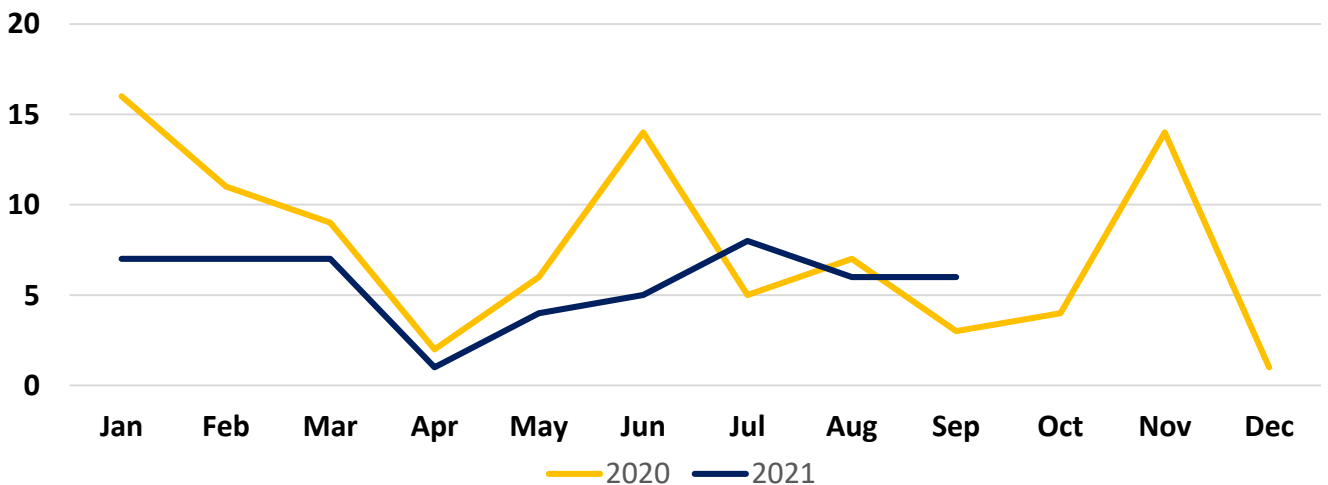
MetroLink Station	2020	2021
Shrewsbury		1
Skinker		
Delmar Loop		1
Forest Park	6	3
Central West End	2	4
Cortex	2	2
Grand	3	3
Union Station		1
Civic Center	1	1
Stadium	1	
8 th & Pine		1
Convention Center		1
Landing		2
Total	15	20

Offense Types



- St. Louis City MetroLink boardings increased 20%
- Incident per MetroLink boarding is .00003
 - 3 incidents per 100,000 MetroLink Boardings

St. Louis City Incidents

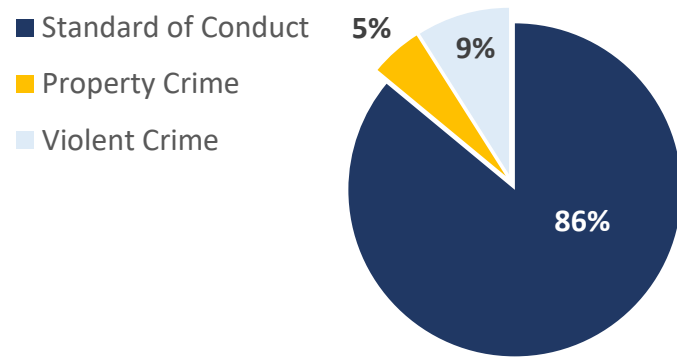


St. Clair County Sheriff's Department



St. Clair County Incidents		
	2020	2021
Quarter 1	59	34
Quarter 2	28	42
Quarter 3	36	41
Quarter 4	21	

Offense Types

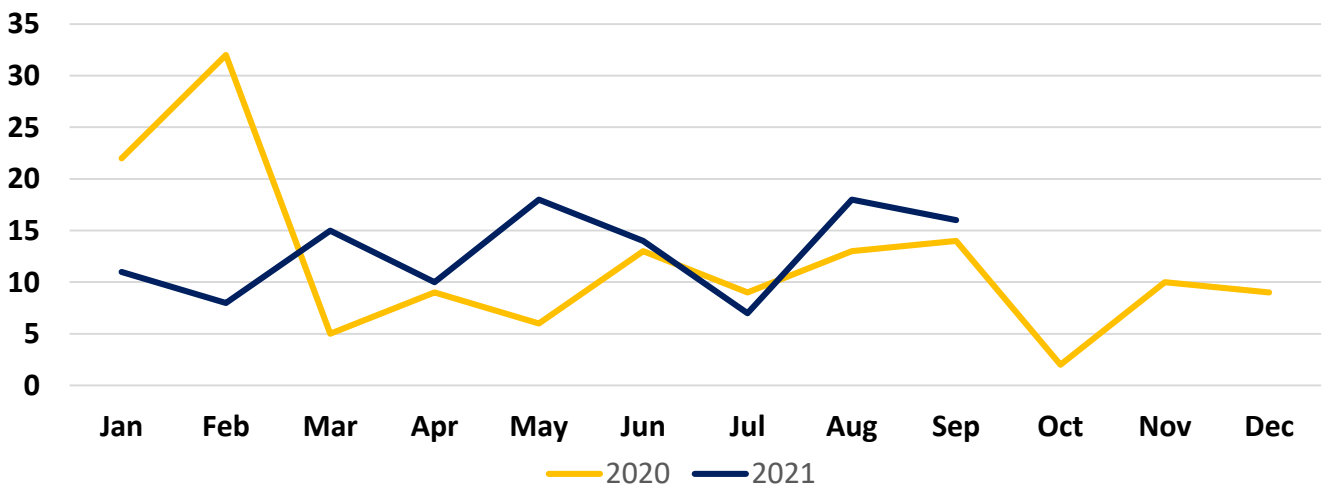


- St. Clair County MetroLink boardings increased 11%
- Incident per MetroLink boarding is .00011
 - 11 incidents per 100,000 MetroLink Boardings

Incidents by Station

MetroLink Station	2020	2021
East Riverfront	2	2
5 th & Missouri	6	8
Emerson Park	4	8
Jackie Joyner-Kersee	2	2
Washington Park	3	2
Fairview Heights	11	16
Memorial Hospital	2	1
Swansea		1
Belleville	1	
College		1
Shiloh-Scott	5	
Alignment		
Total	36	41

St. Clair County Incidents



Definitions

Incident: an event where one or more offenses are committed by the same offender(s) at the same time & location

Incident Report: unofficial documentation of a security-related incident, completed by officers on the MetroLink Task Force; not the official crime report

Offense: criminal offense(s) that occur during an incident

Offense Types:

Standard of Conduct Violations: crimes that are less serious, but that profoundly affect passengers’ perception of security and that consume a disproportionate amount of time and resources available to transit police and security forces (e.g., curfew & loitering laws, disorderly conduct, fare evasion, drug abuse violations, driving under the influence, drunkenness, sex offenses, trespassing)

Property Crimes: crimes that involve the property of the transit agency or the personal property of passengers & employees property (e.g., arson, burglary, larceny/theft, motor vehicle theft, vandalism)

Violent Crimes: all crimes that passengers/employees generally consider a potential threat to their personal safety (e.g., assault, homicide, rape, robbery, suicide/attempted suicide, weapons violation)

Proactive Policing: police work that deters crime, reduces disorder, reduces fear of crime, or remedies specific concerns in a given area; police action that occurs before a crime is committed

Incident / Offense Example

Police respond to a call for trespassing on the MetroLink alignment and discover the offender is in possession of drugs.

Incident(s)	1
Offense(s)	2 Trespassing Drug Possession



Submitted by:

Kevin Scott
General Manager of Security